

Welcome

To Advance through Presentation  
Use Page Up and Page Down Keys



99 | Worldwide  
Developers  
Conference



99 | Worldwide  
Developers  
Conference

# Apple Help

Gordon Meyer

Human Interface Engineer  
Instructional Products Group

---

Riley Howard

Lead Engineer, Apple Help  
User Experience Group

# Why Apple Help?

- Use standard HTML and authoring tools
- Reuse existing content
- Optimize for different types of users
- Enhance your help with automation
- Lay the groundwork for Mac OS X



# What Is Apple Help?

Apple Help includes:

- Apple Help Viewer
- Apple Guide
- Balloon Help



# Apple Help Viewer

- Renders HTML 3.2 without forms, JavaScript, or plug-ins
- Natively plays QuickTime movies
- Uses Sherlock engine to search Help
- Launches AppleScript automations



# Apple Help Viewer

- Opens Apple Guide sequences
- Dynamically-generates the Help Center
- Uses Internet Preferences to handle URLs





99 | Worldwide  
Developers  
Conference

# Demo

## Apple Help Viewer

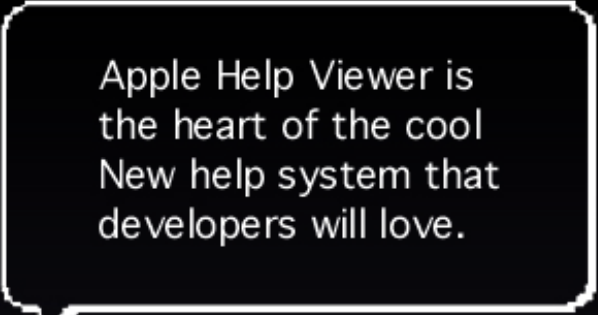
# Apple Guide

- Populates and manages the Help menu
- Provides context checking, coachmarking, and floating windows
- Existing Apple Guides continue to work in Mac OS 8





# Balloon Help



Apple Help Viewer is  
the heart of the cool  
New help system that  
developers will love.



Help Viewer

- “What is this?” style of help for users
- Important part of “minimalist” approach to documentation



# Accessing Help

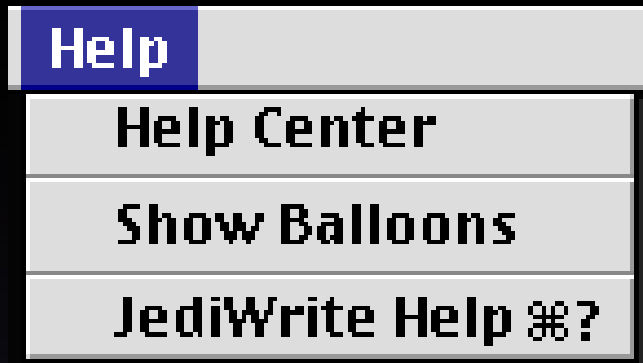


Provide access to help via:

- Help Center



# Accessing Help



Provide access to help via:

- Help Center
- Application Help Menu



# Accessing Help



Provide access to help via:

- Help Center
- Application Help Menu
- Help buttons in dialogs



# Authoring Apple Help

From HTML to Apple Help in five minutes:  
Add one META tag to your start page

```
<META NAME="AppleTitle"  
CONTENT="JediWrite Help">
```



# Authoring Apple Help




index.html

- Change file creator to 'hbwr'



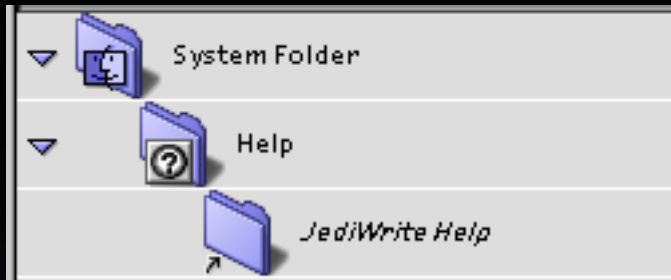
# Authoring Apple Help



- Make your Help searchable with the Apple Help Indexing tool



# Authoring Apple Help



- Install an alias in System Folder : Help





# The Help Menu

- Apple Guide manages and populates the Help menu based on information in your application's Guide file
- Guide Maker compiles your Guide source



# Additional Custom Tags



- Adding an icon for Help Center

```
<META NAME="AppleIcon"  
CONTENT="JediWrite%20Help/icon.gif">
```



# Additional Custom Tags

Additional tags allow you to:

- Include non-Roman content on Roman systems
- Improve search results



# Automating Tasks

- Use AppleScript to automate common tasks  
`<A HREF='help:runscript ="path to script relative to Help folder" string="parameters for script"'>`
- Your script needs an `on handle help` handler if it receives parameters from the link




# Guiding Users

- Use Apple Guide sequences to walk users through complex tasks


```
<A HREF='help:openguide ="path to guide relative to Help folder" sequence ="name of sequence"'>
```




# Dynamic TOC Building



Document



Document



Document

+



Template  
File

=




Table of  
Contents

- Use the Dynamic Table of Contents to add and remove help modules



# Future Directions

- Display Internet-based content
- Improve Balloon Help in Mac OS X
- Help Viewer coming to Mac OS X
- Apple Guide is Mac OS 8 only



# Roadmap

---

## **Internet and Web Overview**

HTML rendering in your application

Hall A1

**Wed., 10:15am**

---

## **User Experience Feedback Forum**

Let us know what you think

Hall B

**Fri., 2:30pm**







99 | Worldwide  
Developers  
Conference

Q&A

Apple Help Authoring  
Discussion List

<http://lists.apple.com/>



Think different.<sup>TM</sup>



Welcome

To Advance through Presentation  
Use Page Up and Page Down Keys



99 | Worldwide  
Developers  
Conference